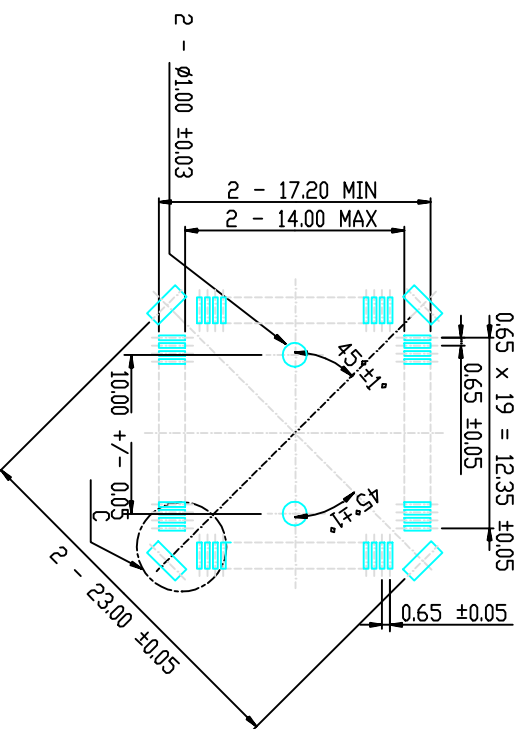
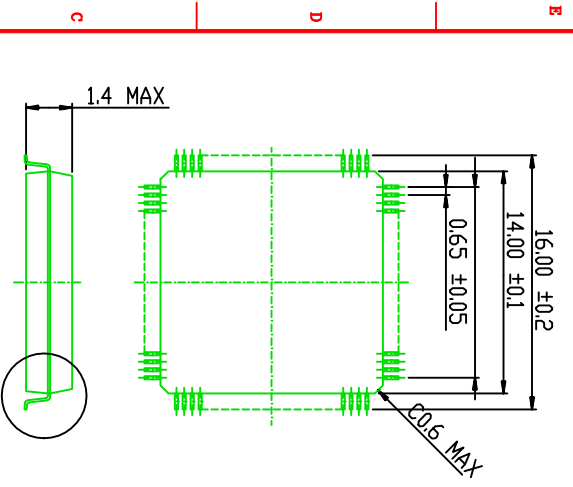
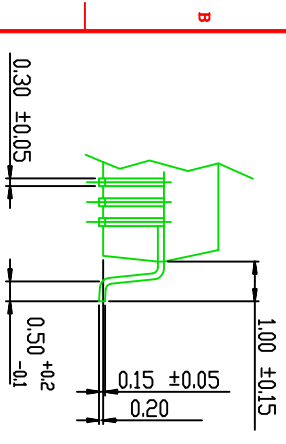
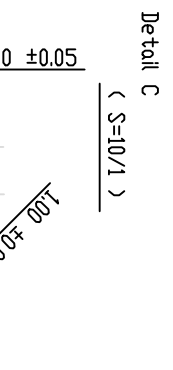


THE DRAWINGS AND INFORMATION CONTAINED HEREIN ARE THE EXCLUSIVE PROPERTY OF ACTEL. THE INFORMATION, DRAWINGS AND DESIGN CONTAINED HEREIN ARE CONFIDENTIAL/PROPRIETARY SHALL BE MAINTAINED IN STRICT CONFIDENCE AND SHALL NOT BE RELEASED TO ANY THIRD PARTY WITHOUT THE EXPRESS WRITTEN PERMISSION OF ACTEL.

REV. NO.	REV.	DESCRIPTION OF CHANGE	EFFECTIVE DATE	ORIGINATOR
980379	0	Initial	12/15/98	R. Kuang



Recommended PCB Layout



ACTEL CONFIDENTIAL

UNLESS OTHERWISE SPECIFIED DIMENSIONS ARE IN MILLIMETERS		PRODUCTION	
DECIMAL	±1°	APPROVALS	DATE
XXX ±0.10		R. Kuang	10/22/98
XXXX ±0.05			
XXXXX ±0.03			
SEE NOTES		DESIGNED	
SEE NOTES		DRW'N	
SEE NOTES		REV'N	
DO NOT SCALE DRAWING		REWORKED	

ACTEL CORP. 505 S ANCHORS AVE SUNNYVALE, CA 94086		TITLE B	
Yamaichi VQ80		Surface Mount Socket-alignment pins	
DESIGNER	Yamaichi	ACTEL DWG. NUMBER	1-017-09004
DATE	10/22/98	VERSION DWG. NUMBER	N/A
SCALE	NONE	SCALE	NONE
SHEET	2 OF 2	SHEET	2 OF 2